

KBTAU900MNE

Product family	Hood
Hood Type	Decorative wall hood
Design	T flat
Extraction	Extraction
Electronic control	Yes
Material	Painted material
Type of steel	Brushed
EAN code	8017709301521
Hood width	90 cm






Aesthetics

Aesthetic Colour	Universale Black	Finishing Logo	Matt black Silk screen
------------------	------------------	----------------	------------------------




Controls

Control setting	Electronic buttons
-----------------	--------------------

Programs / Functions

No. of speeds	3
Intensive speed	
24h air filter function	
Time-setting options	

Technical Features

				
No. of lights	2	Anti-grease filters	Aluminium	
Light type	LED	Filter replacement indicator	Yes	
Light Power	1,3 W	Vent outlet	150 mm	
Free outlet maximum capacity	730 m ³ /h	Minimum distance from GAS hob	650 mm	
Motor power	230 W			

No. of filters 3

Minimum distance from ELECTRIC hob 500 mm

Non return valve Yes

	Extraction rate IEC 61591 [m³/h]	Noise level IEC 60704-2-13 [dB(A)]
Speed 1	265	47
Speed 2	360	55
Speed 3	480	62
Intensive speed	713	72

Accessories Included

Tube reduction Yes

Performance / Energy Label

Annual Efficiency Consumption (AEHood) 54 kWh/a

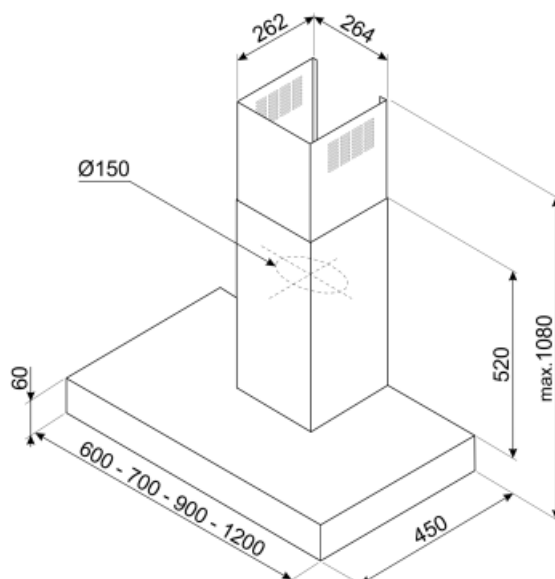
Electrical Connection

Plug (I) Australia







Frequency (Hz) 50-60 Hz

Voltage 220-240 V

Power supply cable length 1500 mm



Symbols glossary (TT)

- | | | | |
|--|--|---|--|
|  | <p>24h: When selected this function refreshes the air for c. 10 minutes every hour over a 24 hour period, at minimum speed and an imperceptible noise level.</p> |  | <p>Filters: Model has filters to help remove grease from the steam emanating from the pans during cooking.</p> |
|  | <p>Switch off automatically: A special setting, to run after the end of cooking for a pre-set time and then switch off automatically.</p> |  | <p>Warning light(s): to advise when filters need changing.</p> |
|  | <p>Lights: All cooker hoods feature lights to illuminate the cooking area or add to the ambience of the kitchen.</p> |  | <p>Intensive/turbo setting: when extra fast extraction is required.</p> |